

**SUMMARY OF APPROPRIATIONS, ALLOTMENTS, OBLIGATIONS AND BALANCES BY OBJECT OF EXPENDITURES**  
As of the Quarter Ending December 31, 2016

Department: State Universities and Colleges (SUCs)

Agency: Carlos C. Hilado Memorial State College

Operating Unit: N/A

Organization Code (UACS): 080600000000

Fund Cluster: 01 - Regular Agency Fund

Authorization: 01 - Current Year Appropriations

Report Status: SUBMITTED

Particulars	UACS CODE	Appropriation			Allotments				Current Year Obligations					Current Year Disbursements					Balances				
		Authorized Appropriation	Adjustments (Transfer To/From, Realignment)	Adjusted Appropriations	Allotments Received	Adjustments (Withdrawal, Realignment)	Transfer To	Transfer From	Adjusted Total Allotments	1st Quarter Ending March 31	2nd Quarter Ending June 30	3rd Quarter Ending Sept. 30	4th Quarter Ending Dec. 31	Total	1st Quarter Ending March 31	2nd Quarter Ending June 30	3rd Quarter Ending Sept. 30	4th Quarter Ending Dec. 31	Total	Unreleased Appropriations	Unobligated Allotment	Unpaid Obligations (18-20) = (23+24)	
1	2	3	4	5=3+4	6	7	8	9	10=(8+17)+4+9	11	12	13	14	15=(11+12+13+14)	16	17	18	19	20=(16+17+18+19)	21=(5-10)	22=(16-16)	23	24
I. Agency Specific Budget																							
Specific Budgets of National Government Agencies	01101101	247,158,000.00		247,158,000.00	255,506,112.00		(10,550,000.00)		244,958,112.00	32,180,048.00	88,950,034.00	33,862,813.00	69,622,322.00	204,615,218.00	32,180,040.00	41,191,181.00	33,862,813.00	64,057,806.00	171,321,849.00	2,197,888.00	40,342,894.00	822,151.00	32,471,218.00
Personal Services		124,103,000.00	10,550,000.00	134,653,000.00	132,955,112.00				132,955,112.00	27,511,316.00	32,881,360.00	26,073,322.00	40,057,845.00	126,324,442.00	27,511,315.00	32,681,960.00	26,073,322.00	40,057,845.00	126,324,442.00	1,697,888.00	5,830,870.00		
Salaries and Wages	5010102000	96,861,000.00		96,861,000.00	96,861,000.00				96,861,000.00	22,712,859.00	22,588,582.00	23,343,192.00	23,854,061.00	92,679,684.00	22,712,859.00	22,588,682.00	23,343,192.00	23,854,061.00	92,579,684.00				
Salaries and Wages - Regular	5010101000	96,347,000.00		96,347,000.00	96,347,000.00				96,347,000.00	22,509,221.00	22,547,912.00	23,320,541.00	23,841,979.00	92,319,653.00	22,509,221.00	22,547,912.00	23,320,541.00	23,841,979.00	92,319,653.00				
Basic Salary - Civilian	5010101001	96,347,000.00		96,347,000.00	96,347,000.00				96,347,000.00	22,809,221.00	22,547,912.00	23,320,541.00	23,841,979.00	92,319,653.00	22,609,221.00	22,547,912.00	23,320,541.00	23,841,979.00	92,319,653.00				
Salaries and Wages - Casual/Contractual	5010102000	514,000.00		514,000.00	514,000.00				514,000.00	103,636.00	20,770.00	22,851.00	112,972.00	260,031.00	103,636.00	20,770.00	22,851.00	112,972.00	260,031.00				
Salaries and Wages - Casual/Contractual	5010102000	514,000.00		514,000.00	514,000.00				514,000.00	103,636.00	20,770.00	22,851.00	112,972.00	260,031.00	103,636.00	20,770.00	22,851.00	112,972.00	260,031.00				
Other Compensation	5010200000	21,771,000.00		21,771,000.00	21,771,000.00				21,771,000.00	4,379,371.00	8,624,561.00	2,077,064.00	5,143,236.00	21,224,232.00	4,379,371.00	9,624,561.00	2,077,064.00	5,143,236.00	21,224,232.00				
Personal Economic Relief Allowance (PERA)	5010201000	8,184,000.00		8,184,000.00	8,184,000.00				8,184,000.00	2,583,611.00	1,894,870.00	1,953,964.00	1,608,461.00	8,040,806.00	2,583,611.00	1,894,870.00	1,953,964.00	1,608,461.00	8,040,806.00				
PERA - Civilian	5010201001	8,184,000.00		8,184,000.00	8,184,000.00				8,184,000.00	2,583,611.00	1,894,870.00	1,953,964.00	1,608,461.00	8,040,806.00	2,583,611.00	1,894,870.00	1,953,964.00	1,608,461.00	8,040,806.00				
Representation Allowance (RA)	5010202000	168,000.00		168,000.00	168,000.00				168,000.00	75,355.00	57,000.00	57,000.00	38,000.00	227,355.00	75,355.00	57,000.00	57,000.00	38,000.00	227,355.00				
Representation Allowance (RA)	5010202000	168,000.00		168,000.00	168,000.00				168,000.00	75,355.00	57,000.00	57,000.00	38,000.00	227,355.00	75,355.00	57,000.00	57,000.00	38,000.00	227,355.00				
Transportation Allowance (TA)	5010203000	168,000.00		168,000.00	168,000.00				168,000.00	75,355.00	57,000.00	57,000.00	38,000.00	227,355.00	75,355.00	57,000.00	57,000.00	38,000.00	227,355.00				
Transportation Allowance (TA)	5010203000	168,000.00		168,000.00	168,000.00				168,000.00	75,355.00	57,000.00	57,000.00	38,000.00	227,355.00	75,355.00	57,000.00	57,000.00	38,000.00	227,355.00				
Clothing/Uniform Allowance	5010204000	1,705,000.00		1,705,000.00	1,705,000.00				1,705,000.00	1,630,000.00			40,000.00	1,670,000.00	1,630,000.00			40,000.00	1,670,000.00				
Clothing/Uniform Allowance - Civilian	5010204001	1,705,000.00		1,705,000.00	1,705,000.00				1,705,000.00	1,630,000.00			40,000.00	1,670,000.00	1,630,000.00			40,000.00	1,670,000.00				
Subsistence Allowance (SA)	5010205000	25,000.00		25,000.00	25,000.00				25,000.00	3,050.00	3,875.00	9,100.00	17,525.00	33,550.00	3,050.00	3,875.00	9,100.00	17,525.00	33,550.00				
Subsistence Allowance - Magna Carta for Public Health Workers under R.A. 7305	5010205003	25,000.00		25,000.00	25,000.00				25,000.00	3,050.00	3,875.00	9,100.00	17,525.00	33,550.00	3,050.00	3,875.00	9,100.00	17,525.00	33,550.00				
Honoraria	5010210000	82,000.00		82,000.00	82,000.00				82,000.00	12,000.00	3,000.00		20,500.00	35,500.00	12,000.00	3,000.00		20,500.00	35,500.00				
Honoraria - Civilian	5010210001	82,000.00		82,000.00	82,000.00				82,000.00	12,000.00	3,000.00		20,500.00	35,500.00	12,000.00	3,000.00		20,500.00	35,500.00				
Year End Bonus	5010214000	8,029,000.00		8,029,000.00	8,029,000.00				8,029,000.00		7,608,816.00			7,608,816.00		7,608,816.00			7,608,816.00				
Bonus - Civilian	5010214001	8,029,000.00		8,029,000.00	8,029,000.00				8,029,000.00		7,608,816.00			7,608,816.00		7,608,816.00			7,608,816.00				
Cash Gift	5010215000	1,705,000.00		1,705,000.00	1,705,000.00				1,705,000.00				1,672,750.00	1,672,750.00				1,672,750.00	1,672,750.00				
Cash Gift - Civilian	5010215001	1,705,000.00		1,705,000.00	1,705,000.00				1,705,000.00				1,672,750.00	1,672,750.00				1,672,750.00	1,672,750.00				
Other Bonuses and Allowances	5010299000	1,705,000.00		1,705,000.00	1,705,000.00				1,705,000.00				1,670,000.00	1,670,000.00				1,670,000.00	1,670,000.00				
Productivity Enhancement Incentive - Civilian	5010299012	1,705,000.00		1,705,000.00	1,705,000.00				1,705,000.00				1,670,000.00	1,670,000.00				1,670,000.00	1,670,000.00				
Personnel Benefit Contributions	5010300000	1,869,000.00		1,869,000.00	1,869,000.00				1,869,000.00	419,085.00	488,717.00	489,454.00	496,658.00	1,803,914.00	419,085.00	488,717.00	496,454.00	499,658.00	1,803,914.00				
Pag-IBIG Contributions	5010302000	409,000.00		409,000.00	409,000.00				409,000.00	73,300.00	120,900.00	102,000.00	102,500.00	398,700.00	73,300.00	120,900.00	102,000.00	102,500.00	398,700.00				
Pag-IBIG - Civilian	5010302001	409,000.00		409,000.00	409,000.00				409,000.00	73,300.00	120,900.00	102,000.00	102,500.00	398,700.00	73,300.00	120,900.00	102,000.00	102,500.00	398,700.00				
PhilHealth Contributions	5010303000	1,051,000.00		1,051,000.00	1,051,000.00				1,051,000.00	255,150.00	272,850.00	292,275.00	294,789.00	1,114,864.00	255,150.00	272,850.00	292,275.00	294,789.00	1,114,864.00				
PhilHealth - Civilian	5010303001	1,051,000.00		1,051,000.00	1,051,000.00				1,051,000.00	255,150.00	272,850.00	292,275.00	294,789.00	1,114,864.00	255,150.00	272,850.00	292,275.00	294,789.00	1,114,864.00				
Employees Compensation Insurance Premiums (ECIP)	5010304000	409,000.00		409,000.00	409,000.00				409,000.00	90,635.00	95,167.00	102,179.00	102,389.00	390,350.00	90,635.00	95,167.00	102,179.00	102,389.00	390,350.00				
ECIP - Civilian	5010304001	409,000.00		409,000.00	409,000.00				409,000.00	90,635.00	95,167.00	102,179.00	102,389.00	390,350.00	90,635.00	95,167.00	102,179.00	102,389.00	390,350.00				
Other Personnel Benefits	5010400000	3,602,000.00	10,550,000.00	14,152,000.00	12,454,112.00				12,454,112.00	158,812.00	158,812.00	158,812.00	158,812.00	616,248.00	158,812.00	158,812.00	158,812.00	158,812.00	616,248.00				
Terminal Leave Benefits	5010403000	309,000.00		309,000.00	159,112.00				159,112.00					158,812.00					158,812.00				
Terminal Leave Benefits - Civilian	5010403001	309,000.00		309,000.00	159,112.00				159,112.00					158,812.00					158,812.00				

Particulars	UACS CODE	Appropriation			Allotments					Current Year Obligations					Current Year Disbursements					Balances				
		Authorized Appropriation	Adjustments (Transfer To/From, Realign)	Adjusted Appropriations	Allotments Received	Adjustments (Withdrawal, Realign)	Transfer To	Transfer From	Adjusted Total Allotments	1st Quarter Ending March 31	2nd Quarter Ending June 30	3rd Quarter Ending Sept. 30	4th Quarter Ending Dec. 31	Total	1st Quarter Ending March 31	2nd Quarter Ending June 30	3rd Quarter Ending Sept. 30	4th Quarter Ending Dec. 31	Total	Unreleased Appropriations	Unobligated Allotment	Unpaid Obligations (15-20) = (23+24)	Due and Demandable	Not Yet Due and Demandable
1	2	3	4	5=(3+4)	6	7	8	9	10=(8+7)+(-8+9)	11	12	13	14	15=(11+12+13+14)	16	17	18	19	20=(16+17+18+19)	21=(5-16)	22=(1-18)	23	24	
Other Personal Benefits	5010499000	3,294,000.00	10,550,000.00	13,844,000.00	12,296,000.00				12,296,000.00					10,460,000.00	10,460,000.00				20,920,000.00	21,460,000.00	500,000.00	11,038,224.00	822,151.00	782,810.00
Lump-sum for Filling of Positions - Civilian	5010499007	2,802,000.00		2,802,000.00	1,504,000.00				1,504,000.00					10,460,000.00	10,460,000.00				10,460,000.00	1,548,000.00	1,535,000.00			
Lump-sum for Step Increments - Length of Service	5010499010	241,000.00		241,000.00	241,000.00				241,000.00											1,288,000.00	1,504,000.00			
Lump-sum for Step Increments - Meritorious Performance	5010499011	251,000.00		251,000.00																	241,000.00			
Other Personal Benefits	5010499099		10,550,000.00	10,550,000.00	10,550,000.00				10,550,000.00					10,460,000.00	10,460,000.00						251,000.00			
Maintenance and Other Operating Expenses		68,305,000.00	(10,550,000.00)	57,755,000.00	67,805,000.00				67,805,000.00					10,460,000.00	10,460,000.00				19,460,000.00	10,460,000.00				
Traveling Expenses	5020100000	3,250,000.00	(900,000.00)	2,350,000.00	3,250,000.00		(900,000.00)		2,350,000.00	4,668,734.00	8,435,221.00	7,788,491.00	25,323,330.00	46,216,776.00	4,668,734.00	8,435,221.00	7,788,491.00	23,736,369.00	44,601,215.00	500,000.00	11,038,224.00	822,151.00	782,810.00	
Traveling Expenses - Local	5020101000	3,250,000.00	(900,000.00)	2,350,000.00	3,250,000.00		(900,000.00)		2,350,000.00	298,393.00	394,968.00	648,328.00	642,165.00	1,973,754.00	298,393.00	394,968.00	648,328.00	642,165.00	1,973,754.00		378,248.00			
Traveling Expenses - Local	5020101000	3,250,000.00	(900,000.00)	2,350,000.00	3,250,000.00		(900,000.00)		2,350,000.00	298,393.00	394,968.00	602,733.00	613,753.00	1,899,747.00	298,393.00	394,968.00	602,733.00	613,753.00	1,899,747.00		450,263.00			
Traveling Expenses - Foreign	5020102000																							
Traveling Expenses - Foreign	5020102000																							
Training and Scholarship Expenses	5020200000	16,893,000.00		16,893,000.00	16,303,000.00				16,303,000.00	537,112.00	1,842,932.00	3,128,078.00	7,815,213.00	13,323,335.00	537,112.00	1,842,932.00	3,128,078.00	7,815,213.00	13,323,335.00	500,000.00	2,879,488.00			
Training Expenses	5020201000	2,320,000.00		2,320,000.00	2,320,000.00				2,320,000.00	537,112.00	1,128,932.00	645,851.00	436,713.00	2,748,408.00	537,112.00	1,128,932.00	645,851.00	436,713.00	2,748,408.00		428,408.00			
Training Expenses	5020201002	2,320,000.00		2,320,000.00	2,320,000.00				2,320,000.00	537,112.00	1,128,932.00	645,851.00	436,713.00	2,748,408.00	537,112.00	1,128,932.00	645,851.00	436,713.00	2,748,408.00		428,408.00			
Scholarship Grants/Expenses	5020202000	14,483,000.00		14,483,000.00	13,983,000.00				13,983,000.00															
Scholarship Grants/Expenses	5020202000	14,483,000.00		14,483,000.00	13,983,000.00				13,983,000.00															
Supplies and Materials Expenses	5020300000	12,517,000.00	(4,750,000.00)	7,767,000.00	12,517,000.00		(4,750,000.00)		7,767,000.00	1,173,006.00	3,053,858.00	1,006,897.00	3,408,192.00	8,639,946.00	1,173,006.00	3,053,858.00	1,006,897.00	3,408,192.00	10,574,827.00	500,000.00	3,408,073.00			
Office Supplies Expense	5020301000	7,242,000.00	(3,600,000.00)	3,642,000.00	7,242,000.00		(3,600,000.00)		3,642,000.00	17,410.00	1,717,079.00	20,979.00	1,726,520.00	3,481,988.00	17,410.00	1,717,079.00	20,979.00	1,726,520.00	3,481,988.00		160,012.00			
ICT Office Supplies	5020301001	200,000.00	(200,000.00)		200,000.00		(200,000.00)																	
Office Supplies Expenses	5020301002	7,042,000.00	(3,400,000.00)	3,642,000.00	7,042,000.00		(3,400,000.00)		3,642,000.00	17,410.00	1,717,079.00	20,979.00	1,726,520.00	3,481,988.00	17,410.00	1,717,079.00	20,979.00	1,726,520.00	3,481,988.00		160,012.00			
Accountable Forms Expenses	5020302000	720,000.00		720,000.00	720,000.00				720,000.00															
Accountable Forms Expenses	5020302000	720,000.00		720,000.00	720,000.00				720,000.00															
Medical, Dental and Laboratory Supplies Expenses	5020308000	150,000.00	(150,000.00)		150,000.00		(150,000.00)																	
Medical, Dental and Laboratory Supplies Expenses	5020308000	150,000.00	(150,000.00)		150,000.00		(150,000.00)																	
Fuel, Oil and Lubricants Expense	5020309000	1,490,000.00	(500,000.00)	990,000.00	1,490,000.00		(500,000.00)		990,000.00	120,236.00	141,809.00	193,765.00	179,311.00	635,121.00	120,236.00	141,809.00	193,765.00	179,311.00	635,121.00		354,879.00			
Fuel, Oil and Lubricants Expense	5020309000	1,490,000.00	(500,000.00)	990,000.00	1,490,000.00		(500,000.00)		990,000.00	120,236.00	141,809.00	193,765.00	179,311.00	635,121.00	120,236.00	141,809.00	193,765.00	179,311.00	635,121.00		354,879.00			
Textbooks and Instructional Materials Expenses	5020311000	2,465,000.00	(500,000.00)	1,965,000.00	2,465,000.00		(500,000.00)		1,965,000.00		299,405.00	8,327.00	301,918.00	599,550.00		289,405.00	8,327.00	301,918.00	599,550.00		1,365,369.00			
Textbooks and Instructional Materials Expenses	5020311001	2,465,000.00	(500,000.00)	1,965,000.00	2,465,000.00		(500,000.00)		1,965,000.00		299,405.00	8,327.00	301,918.00	599,550.00		289,405.00	8,327.00	301,918.00	599,550.00		1,365,369.00			
Other Supplies and Materials Expenses	5020399000	450,000.00		450,000.00	450,000.00				450,000.00	1,035,362.00	128,565.00	783,826.00	1,196,433.00	3,146,186.00	1,035,362.00	128,565.00	783,826.00	876,023.00	2,623,776.00		(2,696,186.00)		522,410.00	
Utility Expenses	5020400000	6,040,000.00		6,040,000.00	6,040,000.00				6,040,000.00	1,353,972.00	1,321,294.00	1,719,015.00	344,999.00	4,738,371.00	1,353,972.00	1,321,294.00	1,719,015.00	344,999.00	4,738,371.00		1,301,628.00			
Water Expenses	5020401000	990,000.00		990,000.00	990,000.00				990,000.00	31,019.00	55,863.00	82,368.00	57,840.00	227,090.00	31,019.00	55,863.00	82,368.00	57,840.00	227,090.00		762,910.00			
Water Expenses	5020401000	990,000.00		990,000.00	990,000.00				990,000.00	31,019.00	55,863.00	82,368.00	57,840.00	227,090.00	31,019.00	55,863.00	82,368.00	57,840.00	227,090.00		762,910.00			
Electricity Expenses	5020402000	5,050,000.00		5,050,000.00	5,050,000.00				5,050,000.00	1,322,053.00	1,265,431.00	1,636,647.00	287,159.00	4,511,281.00	1,322,053.00	1,265,431.00	1,636,647.00	287,159.00	4,511,281.00		538,719.00			
Electricity Expenses	5020402000	5,050,000.00		5,050,000.00	5,050,000.00				5,050,000.00	1,322,053.00	1,265,431.00	1,636,647.00	287,159.00	4,511,281.00	1,322,053.00	1,265,431.00	1,636,647.00	287,159.00	4,511,281.00		538,719.00			
Communication Expenses	5020500000	1,270,000.00	(250,000.00)	1,020,000.00	1,270,000.00		(250,000.00)		1,020,000.00	125,280.00	211,576.00	185,235.00	166,750.00	678,954.00	125,280.00	211,576.00	185,235.00	166,750.00	678,954.00		341,048.00			
Postage and Courier Services	5020501000	190,000.00	(120,000.00)	70,000.00	190,000.00		(120,000.00)		70,000.00	4,264.00	9,195.00	10,100.00	5,983.00	29,552.00	4,264.00	9,195.00	10,100.00	5,983.00	29,552.00		40,448.00			
Postage and Courier Services	5020501000	190,000.00	(120,000.00)	70,000.00	190,000.00		(120,000.00)		70,000.00	4,264.00	9,195.00	10,100.00	5,983.00	29,552.00	4,264.00	9,195.00	10,100.00	5,983.00	29,552.00		40,448.00			
Telephone Expenses	5020502000	1,080,000.00	(130,000.00)	950,000.00	1,080,000.00		(130,000.00)		950,000.00	121,029.00	202,481.00	175,135.00	160,767.00	649,402.00	121,029.00	202,481.00	175,135.00	160,767.00	649,402.00		300,598.00			
Mobile	5020502001	300,000.00	(130,000.00)	170,000.00	300,000.00		(130,000.00)		170,000.00															
Landline	5020502002	780,000.00		780,000.00	780,000.00				780,000.00	121,029.00	202,481.00	175,135.00	160,767.00	649,402.00	121,029.00	202,481.00	175,135.00	160,767.00	649,402.00		300,598.00			
Confidential, Intelligence and Extraordinary Expenses	5021000000	118,000.00		118,000.00	118,000.00				118,000.00	36,218.00	73,176.00	25,491.00	32,412.00	167,297.00	36,218.00	73,176.00								

Particulars	UACS CODE	Appropriation			Allotments										Current Year Obligations					Current Year Disbursements					Balances			
		Authorized Appropriation	Adjustments (To)/From, Realignment	Fund	Adjustments (Withdrawal, Realignment)	Transfer To	Transfer From	Adjusted Total Allotments	1st Quarter Ending March 31	2nd Quarter Ending June 30	3rd Quarter Ending Sept. 30	4th Quarter Ending Dec. 31	Total	1st Quarter Ending March 31	2nd Quarter Ending June 30	3rd Quarter Ending Sept. 30	4th Quarter Ending Dec. 31	Total	Unreleased Appropriations	Unobligated Allotment	Unpaid Obligations (15-20) = (23+24)							
1	2	3	4	5	6	7	8	9	10	11	12	13	14	15	16	17	18	19	20	21	22	23	24					
Security Services	5021203000	930,000.00							930,000.00	669,272.00	134,456.00	178,334.00		962,062.00	669,272.00	134,456.00	178,334.00		962,062.00									
Security Services	5021203000	930,000.00							930,000.00	669,272.00	134,456.00	178,334.00		962,062.00	669,272.00	134,456.00	178,334.00		962,062.00									
Other General Services	5021298000	2,050,000.00							2,050,000.00	1,056,004.00	211,097.00	237,352.00	362,833.00	916,886.00	1,056,004.00	211,097.00	237,352.00	243,977.00	786,030.00			1,133,114.00	118,856.00					
Other General Services	5021299000	2,050,000.00							2,050,000.00	1,056,004.00	211,097.00	237,352.00	362,833.00	916,886.00	1,056,004.00	211,097.00	237,352.00	243,977.00	786,030.00			1,133,114.00	118,856.00					
Repairs and Maintenance	5021300000	20,657,000.00	(4,650,000.00)	14					16,007,000.00	6,459.00	576,921.00	360,939.00	11,707,892.00	12,852,011.00	6,459.00	576,921.00	360,939.00	10,733,997.00	11,678,316.00			3,354,989.00	180,865.00	792,810.00				
Repairs and Maintenance - Buildings and Other Structures	5021304000	19,300,000.00	(3,800,000.00)	14					(3,800,000.00)		413,436.00	238,756.00	11,521,882.00	12,171,854.00		413,436.00	238,756.00	10,547,967.00	11,198,159.00			3,328,148.00	180,865.00	792,810.00				
Buildings	5021304001	2,600,000.00	(300,000.00)						(300,000.00)		4,260.00		1,439,675.00	1,443,935.00		4,260.00			1,439,675.00			556,865.00						
School Buildings	5021304002	8,200,000.00	(2,150,000.00)						(2,150,000.00)		30,008.00	238,756.00	6,250,106.00	6,616,870.00		30,008.00	238,756.00	6,250,106.00	6,516,870.00			533,130.00						
Other Structures	5021304009	7,500,000.00	(1,350,000.00)						(1,350,000.00)		379,168.00		3,631,881.00	4,211,049.00		379,168.00		2,656,186.00	3,237,354.00			1,838,951.00	180,865.00	792,810.00				
Repairs and Maintenance - Machinery and Equipment	5021305000	957,000.00	(650,000.00)						(850,000.00)		23,140.00	47,431.00	51,758.00	122,329.00		23,140.00	47,431.00		122,329.00			(15,329.00)						
Office Equipment	5021305002	500,000.00	(500,000.00)						(500,000.00)																			
Information and Communication Technology Equipment	5021305003	200,000.00	(200,000.00)						(200,000.00)																			
Other Machinery and Equipment	5021305009	257,000.00	(150,000.00)						(150,000.00)		107,000.00		51,758.00	122,329.00		107,000.00		51,758.00	122,329.00			(15,329.00)						
Repairs and Maintenance - Transportation Equipment	5021306000	400,000.00							400,000.00	3,980.00	140,345.00	76,752.00	134,272.00	355,349.00	3,980.00	140,345.00	76,752.00	134,272.00	355,349.00			44,651.00						
Motor Vehicles	5021306001	400,000.00							400,000.00	3,980.00	140,345.00	76,752.00	134,272.00	355,349.00	3,980.00	140,345.00	76,752.00	134,272.00	355,349.00			44,651.00						
Repairs and Maintenance - Furniture and Fixtures	5021307000									2,479.00				2,479.00		2,479.00			2,479.00			(2,479.00)						
Repairs and Maintenance - Furniture and Fixtures	5021307000									2,479.00				2,479.00		2,479.00			2,479.00			(2,479.00)						
Taxes, Insurance Premiums and Other Fees	5021500000	2,220,000.00							2,220,000.00	37,559.00	96,656.00	58,771.00	633,819.00	626,805.00	37,559.00	96,656.00	58,771.00	633,819.00	626,805.00			1,393,195.00						
Taxes, Duties and Licenses	5021501000	220,000.00							220,000.00	5,863.00	2,229.00	38,565.00	11,786.00	58,443.00	5,863.00	2,229.00	38,565.00	11,786.00	58,443.00			16,157.00						
Taxes, Duties and Licenses	5021501001	220,000.00							220,000.00	5,863.00	2,229.00	38,565.00	11,786.00	58,443.00	5,863.00	2,229.00	38,565.00	11,786.00	58,443.00			16,157.00						
Fidelity Bond Premiums	5021502000	500,000.00							500,000.00	7,500.00	79,500.00		7,858.00	94,858.00	7,500.00	79,500.00		7,858.00	94,858.00			405,142.00						
Fidelity Bond Premiums	5021502000	500,000.00							500,000.00	7,500.00	79,500.00		7,858.00	94,858.00	7,500.00	79,500.00		7,858.00	94,858.00			405,142.00						
Insurance Expenses	5021503000	1,500,000.00							1,500,000.00	24,196.00	14,927.00	20,206.00	614,175.00	673,604.00	24,196.00	14,927.00	20,206.00	614,175.00	673,604.00			826,496.00						
Insurance Expenses	5021503000	1,500,000.00							1,500,000.00	24,196.00	14,927.00	20,206.00	614,175.00	673,604.00	24,196.00	14,927.00	20,206.00	614,175.00	673,604.00			826,496.00						
Other Maintenance and Operating Expenses	5029000000	1,330,000.00							1,330,000.00	56,037.00	135,774.00	122,386.00	177,274.00	491,470.00	56,037.00	135,774.00	122,386.00	177,274.00	491,470.00			838,530.00						
Advertising Expenses	5029010000	360,000.00							360,000.00		22,848.00	16,424.00	39,272.00			22,848.00	16,424.00	39,272.00			320,728.00							
Advertising Expenses	5029010000	360,000.00							360,000.00		22,848.00	16,424.00	39,272.00			22,848.00	16,424.00	39,272.00			320,728.00							
Printing and Publication Expenses	5029020000	200,000.00							200,000.00		12,250.00	11,500.00	98,174.00	121,924.00		12,250.00	11,500.00	98,174.00	121,924.00			76,076.00						
Printing and Publication Expenses	5029020000	200,000.00							200,000.00		12,250.00	11,500.00	98,174.00	121,924.00		12,250.00	11,500.00	98,174.00	121,924.00			76,076.00						
Membership Dues and Contributions to Organizations	5029060000	100,000.00							100,000.00	20,000.00	65,000.00	25,000.00	110,000.00		20,000.00	65,000.00	25,000.00	110,000.00			(10,000.00)							
Membership Dues and Contributions to Organizations	5029060000	100,000.00							100,000.00	20,000.00	65,000.00	25,000.00	110,000.00		20,000.00	65,000.00	25,000.00	110,000.00			(10,000.00)							
Subscription Expenses	5029070000	670,000.00							670,000.00	36,037.00	58,524.00	63,037.00	62,676.00	220,274.00	36,037.00	58,524.00	63,037.00	62,676.00	220,274.00			446,726.00						
Other Subscription Expenses	5029079999	670,000.00							670,000.00	36,037.00	58,524.00	63,037.00	62,676.00	220,274.00	36,037.00	58,524.00	63,037.00	62,676.00	220,274.00			446,726.00						
Capital Outlays		54,748,000.00		5					54,748,000.00		27,832,853.00		4,241,147.00	32,074,000.00		74,000.00		321,592.00	395,592.00			22,674,000.00		31,678,406.00				
Property, Plant and Equipment Outlay	5060400000	54,748,000.00		5					54,748,000.00		27,832,853.00		4,241,147.00	32,074,000.00		74,000.00		321,592.00	395,592.00			22,674,000.00		31,678,406.00				
Buildings and Other Structures	5060404000	54,748,000.00		5					54,748,000.00		27,832,853.00		4,241,147.00	32,074,000.00		74,000.00		321,592.00	395,592.00			22,674,000.00		31,678,406.00				
Buildings	5060404001	32,000,000.00		3					32,000,000.00		27,758,853.00		4,241,147.00	32,000,000.00				321,592.00	395,592.00			22,674,000.00		31,678,406.00				
School Buildings	5060404002	22,748,000.00		2					22,748,000.00		74,000.00			74,000.00		74,000.00			74,000.00			22,674,000.00		31,678,406.00				
II. Automatic Appropriations																												
Retirement and Life Insurance Premiums	01104102	11,562,000.00	810,000.00	12					12,372,000.00	2,927,200.00	2,670,325.00	3,026,474.00	3,041,639.00	11,665,638.00	2,927,200.00	2,670,325.00	3,026,474.00	3,041,639.00	11,665,638.00			706,362.00						
Personnel Services		11,682,000.00	810,000.00	12					12,372,000.00	2,927,200.00	2,670,325.00	3,026,474.00	3,041,639.00	11,665,638.00	2,927,200.00	2,670,325.00	3,026,474.00	3,041,639.00	11,665,638.00			706,362.00						
Personnel Benefit Contributions	5010300000	11,562,000.00	810,000.00	12					12,372,000.00	2,927,200.00	2,670,325.00	3,026,474.00	3,041,639.00	11,665,638.00	2,927,200.00	2,670,325.00	3,026,474.00	3,041,639.00	11,665,638.00			706,362.00						
Retirement and Life Insurance Premiums	5010301000	11,562,000.00	810,000.00	12					12,372,000.00	2,927,200.00	2,670,325.00	3,026,474.00	3,041,639.00	11,665,638.00	2,927,200.00	2,670,325.00	3,026,474.00	3,041,639.00	11,665,638.00			706,362.00						
Retirement and Life Insurance Premiums	5010301000	11,562,000.00	810,000.00	12					12,372,000.00	2,927,200.00	2,670,325.00	3,026,474.00	3,041,639.00	11,665,638.00	2,927,200.00	2,670,325.00	3,026,474.00	3,041,639.00	11,665,638.00									


Particulars	UACB CODE	Appropriation			Allotments			Current Year Obligations					Current Year Disbursements					Balances						
		Authorized Appropriation	Adjustments (To/From, Realignment)	Adjusted Appropriations	Allotments Received	Adjustments (Withdrawal, Realignment)	Transfer To	Transfer From	Adjusted Total Allotments	1st Quarter Ending March 31	2nd Quarter Ending June 30	3rd Quarter Ending Sept. 30	4th Quarter Ending Dec. 31	Total	1st Quarter Ending March 31	2nd Quarter Ending June 30	3rd Quarter Ending Sept. 30	4th Quarter Ending Dec. 31	Total	Unreleased Appropriations	Unobligated Allotment	Unpaid Obligations (15-20) + (23+24)	Due and Demandable	Not Yet Due and Demandable
1	2	3	4	5(3+4)	6	7	8	9	10(8+9+7+8+9)	11	12	13	14	15(11+12+13+14)	16	17	18	19	20(16+17+18+19)	21(5-10)	22(16-19)	23	24	
Performance Based Bonus - Civilian	5010289014		3,550,100.00	3,550,100.00	3,550,100.00				3,550,100.00	3,550,100.00				3,550,100.00	3,550,100.00				3,550,100.00					
Mid-Year Bonus - Civilian	5010289036		8,863,704.00	8,863,704.00	8,863,704.00				8,863,704.00				8,863,704.00	8,863,704.00					8,863,704.00					
Other Personnel Benefits	5010400000		7,350,000.00	7,350,000.00	7,350,000.00				7,350,000.00	1,807,500.00	1,807,500.00	1,807,500.00	1,927,500.00	7,350,000.00	1,807,500.00	1,807,500.00	1,807,500.00	1,807,500.00	7,350,000.00					
Other Personnel Benefits	5010499000		7,350,000.00	7,350,000.00	7,350,000.00				7,350,000.00	1,807,500.00	1,807,500.00	1,807,500.00	1,927,500.00	7,350,000.00	1,807,500.00	1,807,500.00	1,807,500.00	1,807,500.00	7,350,000.00					
Lump-sum for Compensation Adjustment	5010499006		7,350,000.00	7,350,000.00	7,350,000.00				7,350,000.00	1,807,500.00	1,807,500.00	1,807,500.00	1,927,500.00	7,350,000.00	1,807,500.00	1,807,500.00	1,807,500.00	1,807,500.00	7,350,000.00					
GRAND TOTAL																								
Grand Total		258,718,000.00	20,873,804.00	279,291,804.00	287,643,916.00				(10,690,000.00)	277,063,916.00	40,464,848.00	73,427,859.00	38,698,787.00	83,455,186.00	238,044,860.00	40,484,849.00	46,869,006.00	38,896,767.00	77,920,649.00	202,761,291.00	2,187,888.00	41,049,289.00	822,151.00	32,471,218.00


Certified Correct:


Certified Correct:


Recommended By:

Approved By:

  
Bravo, Sofia Ang  
Agency Budget Officer

  
Agency Chief Accountant

  
Passerento, Juliet  
Director, FMS

  
Sorolla, Renato Magnifico  
Head of Agency or Authorized Representative

Date: 27/Mar/2017

Date:

Date: 27/Mar/2017

Date: 27/Mar/2017

This report was generated Using the Unified Reporting System